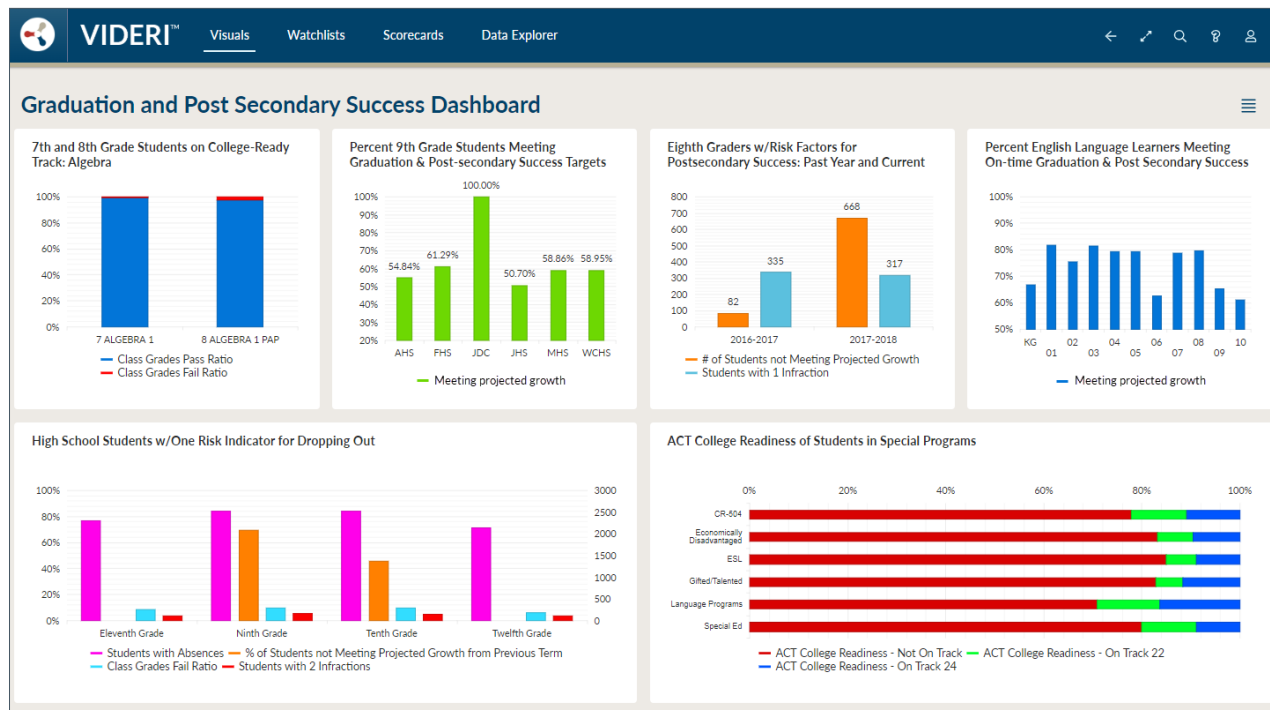


Comprehensive Analytics Enable Districts to Monitor Graduation and Postsecondary Readiness



Videri™ provides comprehensive, real-time visualization of data and dynamic watch lists that enable educators to ensure students are on track for on-time graduation and postsecondary success.



Several factors including attendance, academic engagement and economic status impact the likelihood a student will graduate on time and achieve postsecondary success. These indicators are often stored in different data systems which can make it difficult for educators to identify patterns and trends and plan effective interventions.

With Videri, you can view factors related to graduation readiness in one dashboard and configure dynamic watchlists to help monitor student progress and identify students in need of support to achieve graduation readiness targets.


Videri gives you many ways to view graduation readiness. Dashboards let you visualize key factors such as student growth, absence rate, discipline infractions and summative test scores.

VIDERI™ Visuals Watchlists Scorecards Data Explorer

← ↗ 🔍 ? 👤

Create Watchlist


Select Template



Build a Student Watchlist

Build a student-based watchlist using a variety of performance and behavior criteria.

[Create Student Watchlist](#)




Build a Teacher Watchlist

Build a teacher-based watchlist that allows tracking teachers with no grades entered.

[Create Teacher Watchlist](#)

Quick Start Options


Passing with Perfect Attendance



Celebrate your students with perfect attendance and no failing grades.

[Start With This](#)


Early Warning



Monitor students with poor attendance who are also failing one or more courses and exhibiting behavior concerns.

[Start With This](#)


Chronic Low Performers



Identify students with significant attendance and behavior problems who are also failing two or more courses.

[Start With This](#)


ELA Low Performers



Monitor students with poor performance in ELA classroom grades, local and state assessments.

[Start With This](#)

Math and Science Low Performers



Monitor students with poor performance in Math and Science classroom grades, local and state assessments.

[Start With This](#)

Creating a dynamic watchlist is easy with Videri. Use a Quick Start option, such as an Early Warning indicator, to proactively monitor students with multiple risk factors and make corrections early.

“With the help of Videri analytics, the EC Cares Team can easily access the data to determine at-risk students based on attendance. In addition, discipline and grades are pulled together for a more complete view of what is going on in a student’s life..”

EAST CENTRAL INDEPENDENT SCHOOL DISTRICT, SAN ANTONIO

